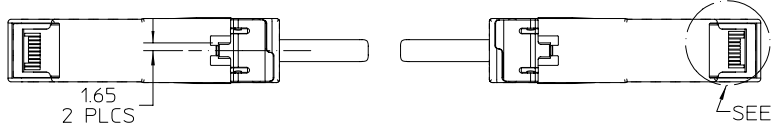
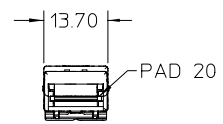
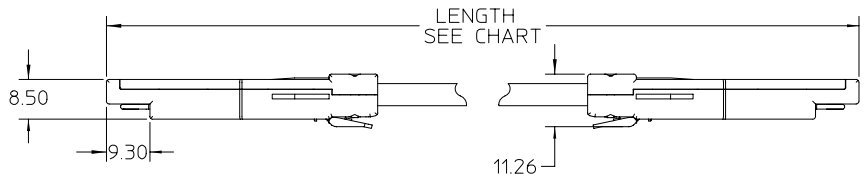
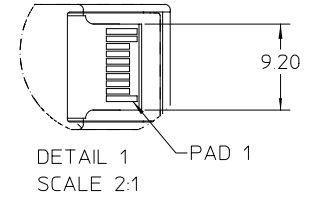
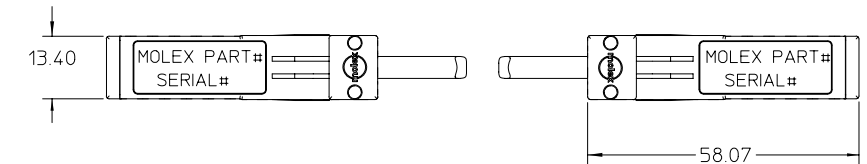


WIRING DIAGRAM			
P1 END		P2 END	
PAD	SIGNAL	PAD	SIGNAL
12	Rx-	19	Tx-
13	Rx+	18	Tx+
18	Tx+	13	Rx+
19	Tx-	12	Rx-



PART NUMBER	LENGTH
73929-0001	1 M ±0.05 M
73929-0002	3 M ±0.08 M
73929-0003	5 M ±0.08 M
73929-0004	10 M ±0.15 M
73929-0005	0.3 M ±0.035 M
73929-0006	2 M ±0.07 M
73929-0007	18 IN ±1.4 IN
73929-0008	36 IN ±2 IN
73929-0009	120 IN ±2.75 IN
73929-0010	4 M ±0.08 M
73929-0011	0.5 M ±0.035 M

- NOTES:
- MATERIALS
 BACKSHELLS - NICKEL PLATED ZINC
 LATCH - GLASS FILLED POLYCARBONATE
 PCB - FR-4
 RIVETS - TIN PLATED STEEL
 IMPEDANCE - 100 OHMS DIFFERENTIAL, PASSIVE
 - EACH ASSEMBLY HAS A SERIAL ID
 - SEE MOLEX DRAWINGS SD-71153-7*** FOR CABLE DETAILS

EC NO: UDT2002-240303 DRWN: DSLEWIS 2002/03/08 CHK: DDOYE 2002/12/12 APPR: DDOYE 2000/02/08/14	QUALITY SYMBOLS	GENERAL TOLERANCES (UNLESS SPECIFIED)	SCALE 1:1	DESIGN UNITS METRIC	THIRD ANGLE PROJECTION	REVISE ON CAD ONLY
	DESCRIPTION ▼ = 0 ∇ = 0	mm	INCH	DIMENSION STYLE		TITLE SMALL FORM PLUGGABLE (SFP) CABLE ASSEMBLY MOLEX MOLEX INCORPORATED
		4 PLACES ± ---	± ---	MM ONLY		
		3 PLACES ± ---	± ---	DRAWN BY	DATE	
2 PLACES ± 0.25	± ---	DSLEWIS	2002/02/01			
1 PLACE ± 0.3	± ---	ANGULAR ± 2 °	CHECKED BY	DATE	MATERIAL NO. DOCUMENT NO. SHEET NO.	
		DRAFT WHERE APPLICABLE	DDOYE	2002/02/13	739290001	SD-73929-001
		MUST REMAIN WITHIN DIMENSIONS	APPROVED BY	DATE	1 OF 1	
			DDOYE	2002/02/13	THIS DRAWING CONTAINS INFORMATION THAT IS PROPRIETARY TO MOLEX INCORPORATED AND SHOULD NOT BE USED WITHOUT WRITTEN PERMISSION	