

Fuse Clips

For 6.3mm (1/4 inch) Dia. Cartridge Fuses

HF **Pb** Fuse Clips Series

RoHS 6 Compliant

Material

Brass (65 Cu/35Zn), 0.020 inch thick, full hard temper

Plating

Bright tin plating version available for all fuse clip types.

Bright tin: 200 microinch minimum thickness, over nickel barrier plate.

Solderability

Per Mil-Std-202F, Method 208

Torque

Minimum 1.0 in.-oz to twist a fuse in a single clip

Extraction

Minimum 2 lbs. to extract a fuse from a single clip

Marking

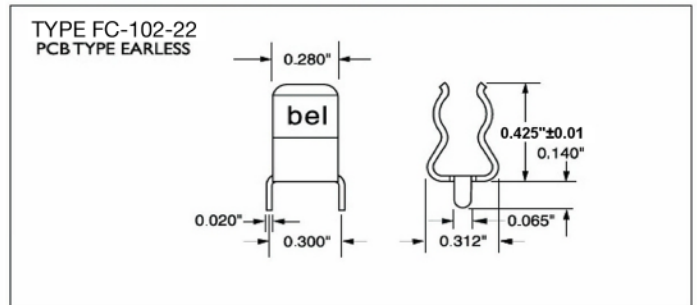
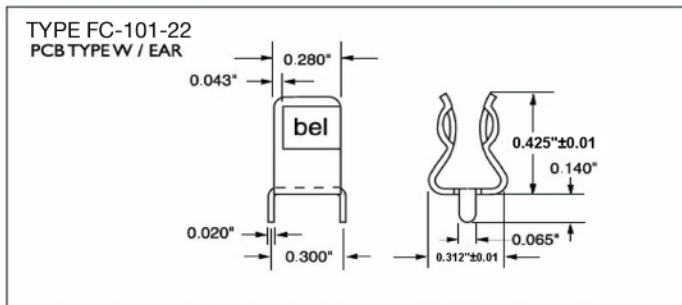
"bel" die stamped on one side

Ampere Rating

FC101,102 up to 15A



NOTE - suitability at higher currents is dependent on fuse type, circuit conditions and PCB design (track width/thickness, means to solder clip legs, etc). Each combination of clip, fuse, PCB and operating condition needs to be evaluated.



FUSE CLIP	PACKAGING	PACKAGE TYPE	FGNO	DESCRIPTION
FC-101-22	1K/bag, 20K/box	Bulk	0672-0101-22	Fuse Clip 6.3MM PCB Type with Ear, Brass (Bright Tin Plated) [RoHS]
FC-102-22	1K/bag, 20K/box	Bulk	0672-0102-22	Fuse Clip 6.3MM PCB Type Earless, Brass (Bright Tin Plated) [RoHS]

Specifications subject to change without notice



Bel Fuse Inc.
206 Van Vorst Street
Jersey City, NJ 07302 USA

+1 201.432.0463
techhelp@belf.com
belfuse.com

Fuse Clips

For 5mm Dia. Cartridge Fuses

HF **Pb** Fuse Clips Series

RoHS 6 Compliant

Material

Brass (65 Cu/35Zn), 0.020 inch thick, full hard temper

Plating

Matte tin or bright tin plating version available for all fuse clip types.

Bright tin: 200 microinch minimum thickness, over nickel barrier plate.

Matte tin: 400 microinch minimum thickness, over nickel barrier plate.

Solderability

Per Mil-Std-202F, Method 208

Torque

Minimum 1.0 in.-oz to twist a fuse in a single clip

Extraction

Minimum 2 lbs. to extract a fuse from a single clip

Marking

"bel" die stamped on one side

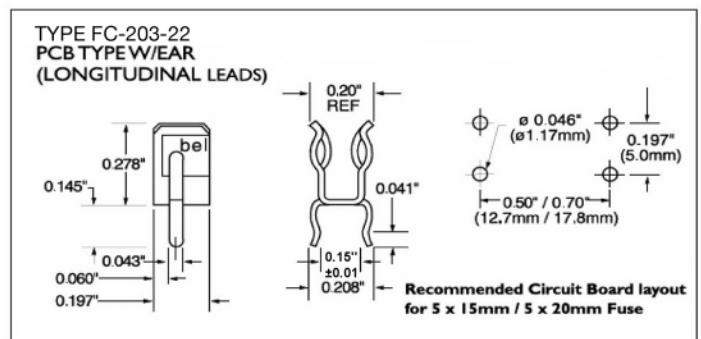
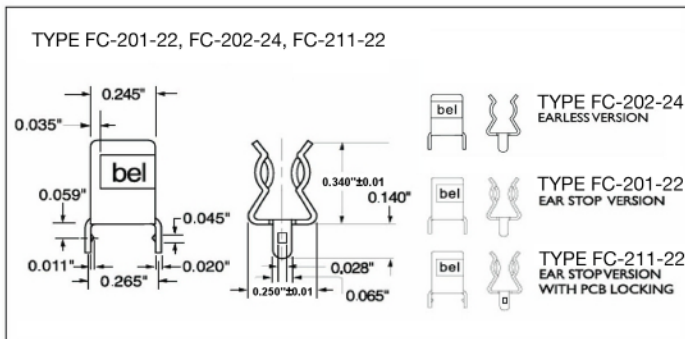
Ampere Rating

FC201,-202,-211 up to 10A



NOTE - suitability at higher currents is dependent on fuse type, circuit conditions and PCB design (track width/thickness, means to solder clip legs, etc). Each combination of clip, fuse, PCB and operating condition needs to be evaluated.

FC-211 is PCB locking types designed for 5mm fuses for use in 0.062" thick PCB. They have tabs on legs that "lock" onto underside of PCB to prevent floating of clip during solder reflow. This design also eliminates need for "clinching" operation on underside of PCB.



FUSE CLIP	PACKAGING	PACKAGE TYPE	FGNO	DESCRIPTION
FC-201-22	1K/bag, 30K/box	Bulk	0672-0201-22	Fuse Clip 5MM PCB Type with Ear, Brass (Bright Tin Plated) [RoHS]
FC-202-24	1K/bag, 30K/box	Bulk	0672-0202-24	Fuse Clip 5MM PCB Type Earless, Brass (Matte Tin Plated) [RoHS]
FC-211-22	1K/bag, 30K/box	Bulk	0672-0211-22	Fuse Clip 5MM PCB Locking Type with Ear, Brass (Bright Tin Plated) [RoHS]
FC-203-22	1K/bag, 30K/box	Bulk	0672-0203-22	Fuse Clip 5MM PCB Type with Ear, Brass (Bright Tin Plated) (Longitudinal Leads) [RoHS]



Bel Fuse Inc.
206 Van Vorst Street
Jersey City, NJ 07302 USA

+1 201.432.0463
techhelp@belf.com
belfuse.com