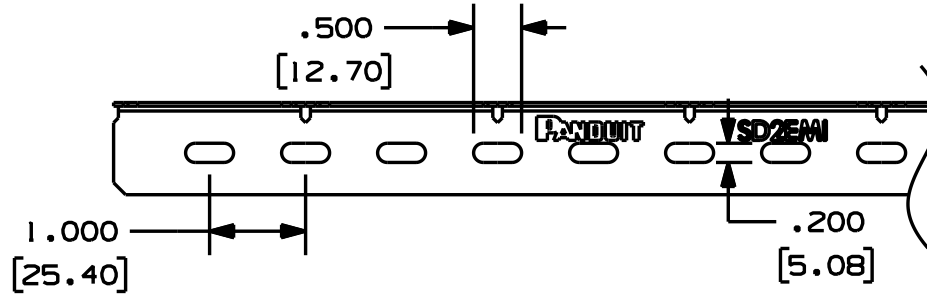
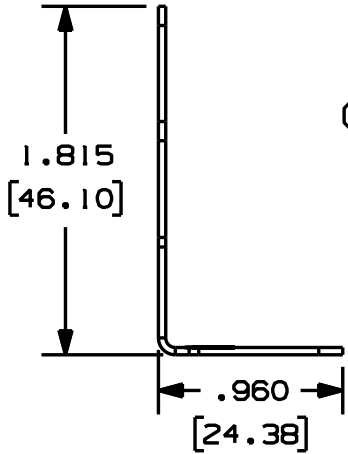


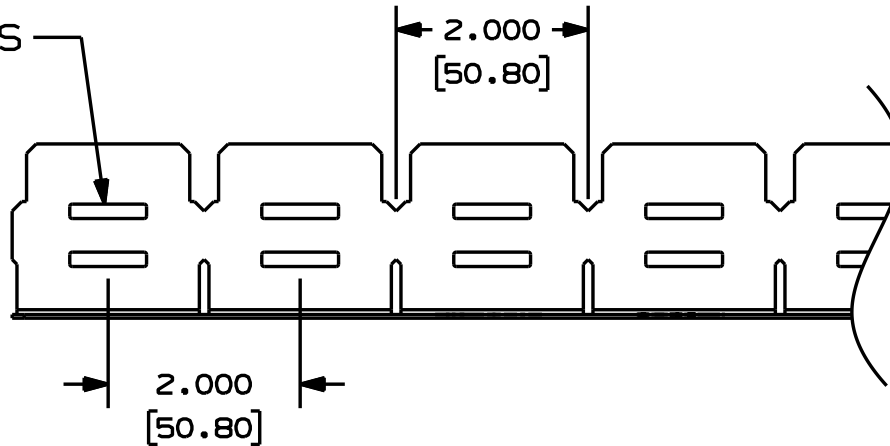
THIS COPY IS PROVIDED ON A RESTRICTED BASIS AND IS NOT TO BE USED IN ANY WAY DETRIMENTAL TO THE INTERESTS OF PANDUIT CORP.



PART NUMBER:
SD2EM1



CABLE TIE SLOTS



CAD FILENAME/LAYERS D11000VR/01B_DC_2D_SD2EM1

PANDUIT CORP. TINLEY PARK, ILLINOIS

DIVIDER WALL 2"
MARKETING DRAWING

UNLESS OTHERWISE SPECIFIED,
DIMENSIONAL TOLERANCES ARE:
(.X) : (.XXX) :
(.XX) : ANGLES :

UNLESS OTHERWISE SPECIFIED,
ALL DIMENSIONS ARE GIVEN
IN INCHES, THIRD ANGLE PROJECTION.

REV	DATE	BY	CHK	DESCRIPTION	ECN	R	CUST	SUP
I	6/21/11	LEF	MKBE	NEW PROFILE	36897-1266	I		RAMI
R	4/16/10	LEF	MKBE	DRAWING RELEASE	D11000VR	R		RAMI

DRAWN BY	LEF	MAT'L:	GALVANNEALED STEEL	SCALE	1/2 SCALE & FULL	
DATE	4/16/10	DRAWING NO.		36897-1266	DWG	A
CHK'D	MKBE				SIZE	